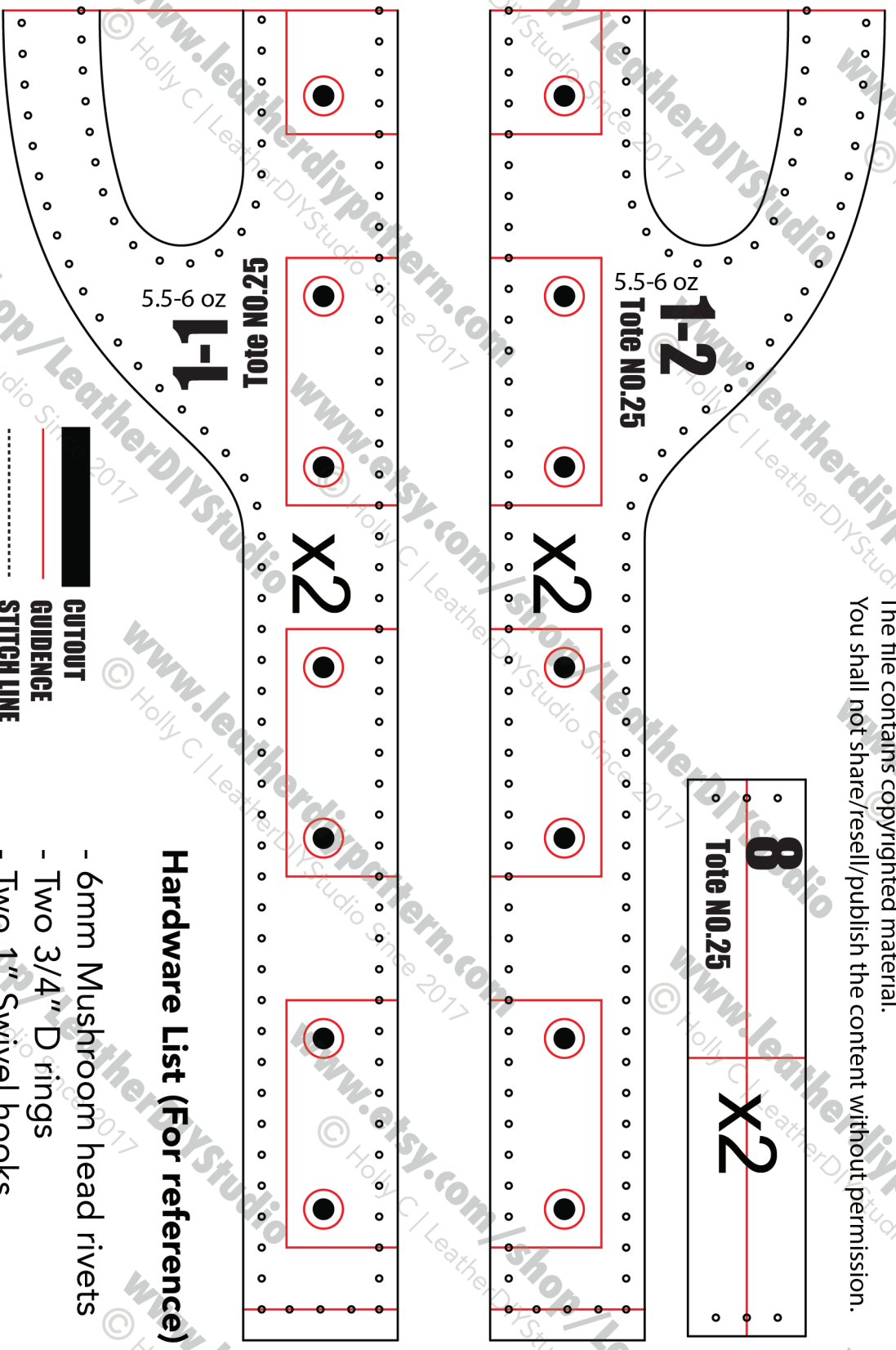


© 2017-2022 Holly C | LeatherDIYStudio.com All Rights Reserved
 The file contains copyrighted material.
 You shall not share/resell/publish the content without permission.

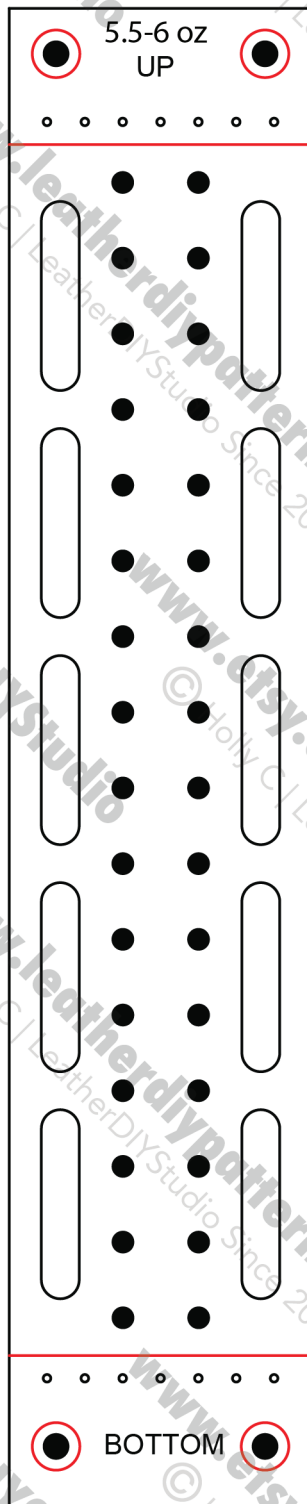

Connect for a full pattern piece



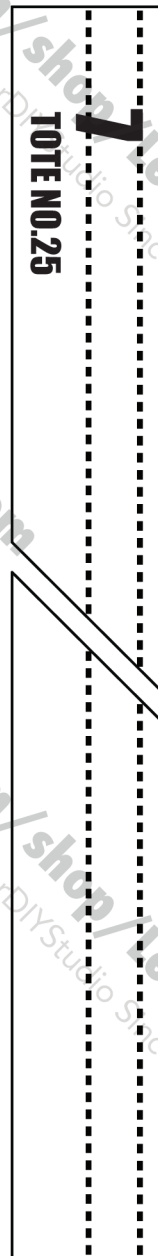
- CUTOUT
- GUIDENCE
- STITCH LINE
- CUTTING LINE
- STITCHING HOLES

Hardware List (For reference)

- 6mm Mushroom head rivets
- Two 3/4" D rings
- Two 1" Swivel hooks
- One 1" Roller Buckle
- 2mm Leather Cord
- 9-10mm Brass Chicago Screws



LEATHER D/Y STUDIO **3** TOTE NO.25

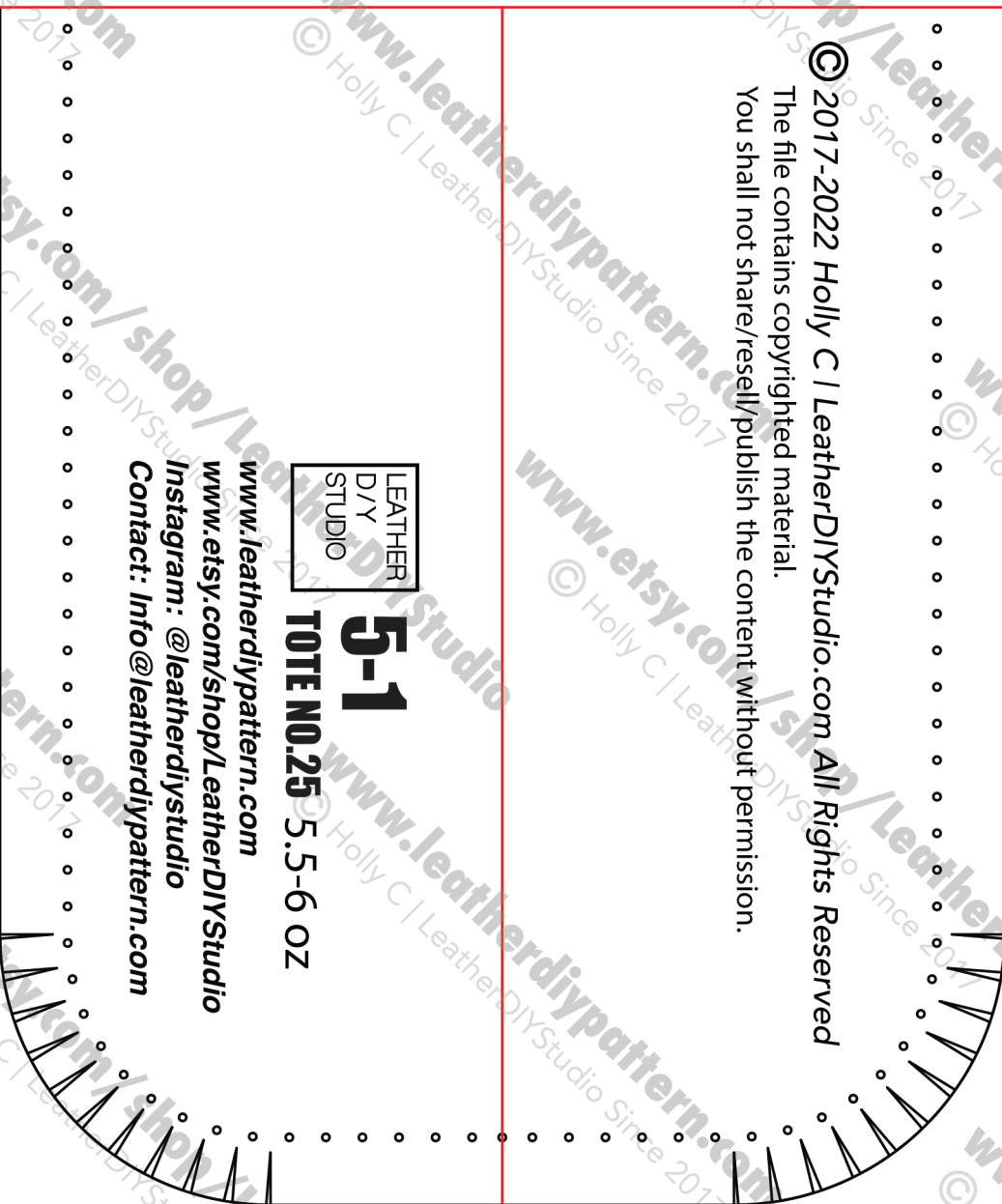


Around 34inch/860mm



Around 35.5inch/900mm

Note On Piece No.4:
The length of the strap will be different based on the leather type and weight. Please take a long strap to find out the best length, and then cutting the rest.



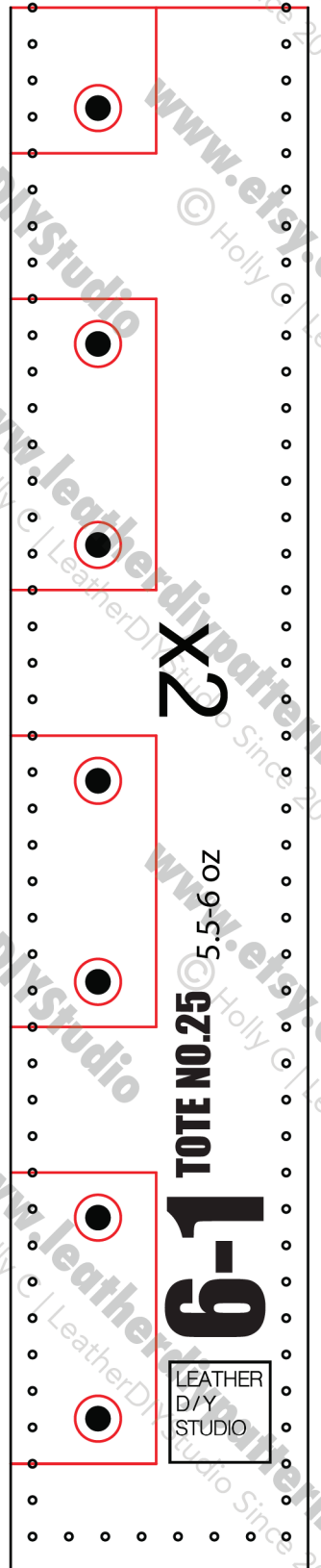
© 2017-2022 Holly C | LeatherDIYStudio.com All Rights Reserved
The file contains copyrighted material.
You shall not share/resell/publish the content without permission.

LEATHER
D/Y
STUDIO

5-1

TOTE NO.25 5.5-6 OZ

www.leatherdiypattern.com
www.etsy.com/shop/LeatherDIYStudio
Instagram: @leatherdiystudio
Contact: Info@leatherdiypattern.com




X2

TOTE NO.25 5.5-6 OZ

6-1

LEATHER
D/Y
STUDIO

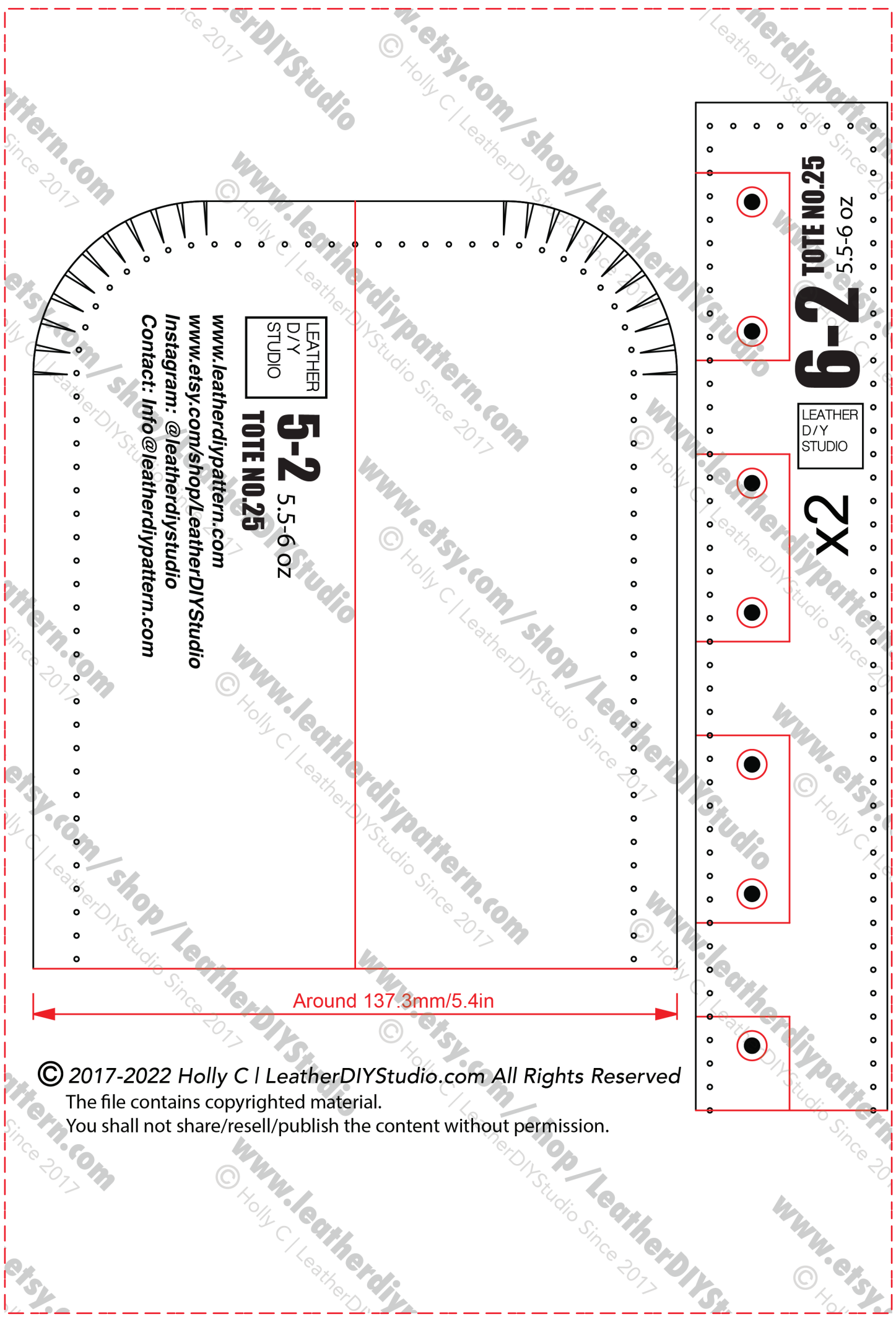


1inch x 1inch



25mm x 25mm

Please use those boxes to check if every thing prints in correct scale



www.leatherdiypattern.com
www.etsy.com/shop/LeatherDIYStudio
Instagram: @leatherdiystudio
Contact: Info@leatherdiypattern.com

LEATHER
D/Y
STUDIO

5-2 5.5-6 OZ
TOTE NO.25

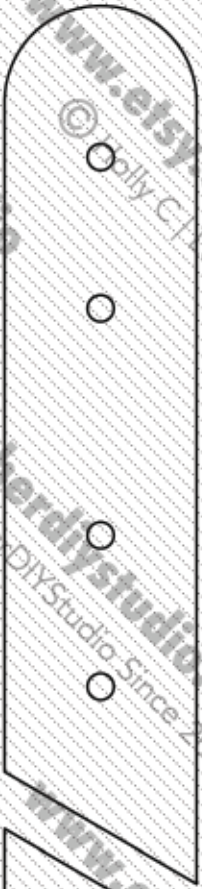
LEATHER
D/Y
STUDIO

X2

6-2 TOTE NO.25
5.5-6 OZ

Around 137.3mm/5.4in

© 2017-2022 Holly C | LeatherDIYStudio.com All Rights Reserved
The file contains copyrighted material.
You shall not share/resell/publish the content without permission.



Recommendation:
Around 35 mm/1.375inch



Recommendation:
Around 63mm/2.48inch



©2017-2021 Holly C | LeatherDIYStudio.com All Rights Reserved

The file contains copyrighted material.
You shall not share/resell/publish the content without permission.

LEATHER
D/Y
STUDIO

10

11

9

PATTERN ASSEMBLY

(Reference page)

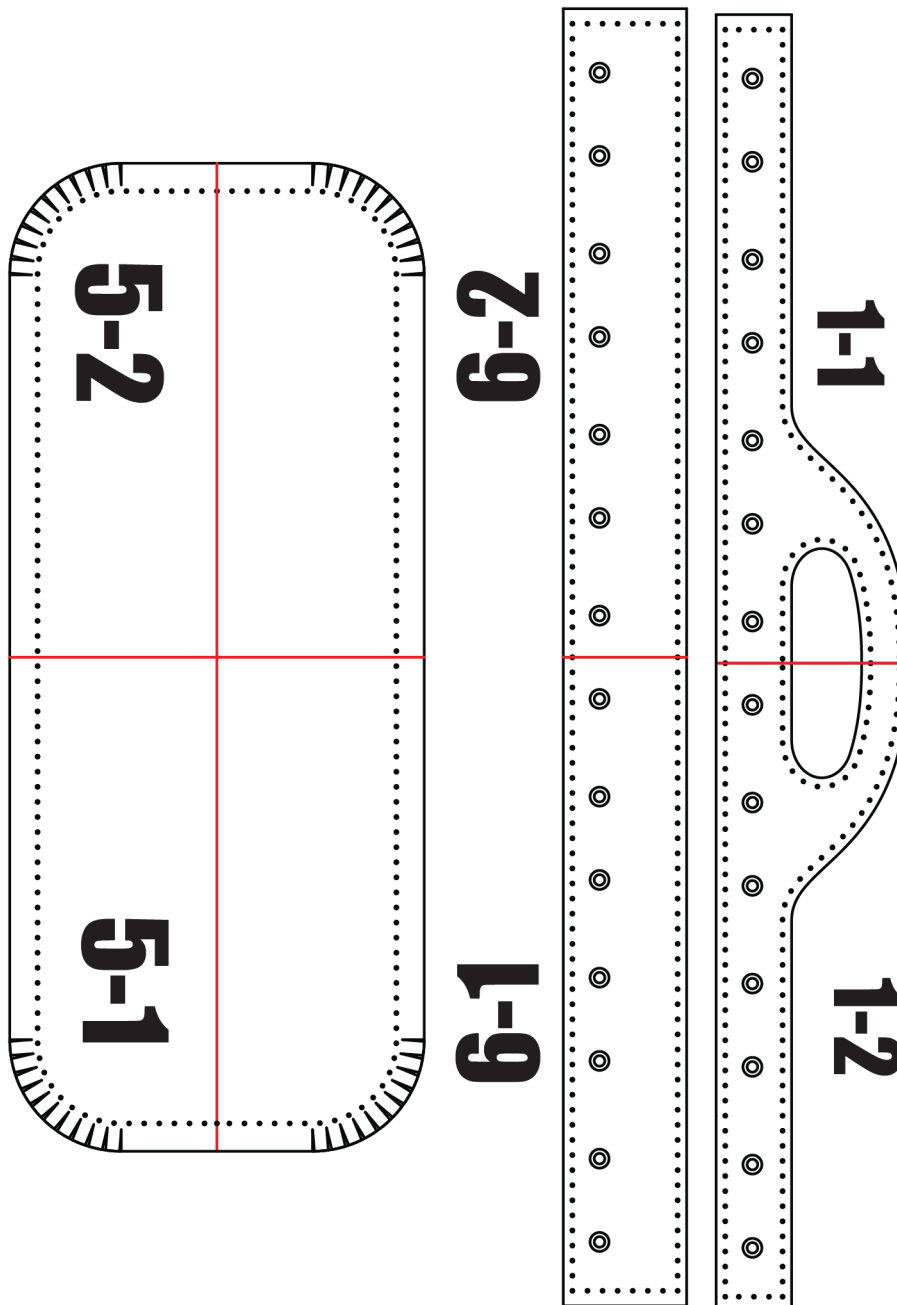


www.leatherdiystudio.com

www.etsy.com/shop/LeatherDIYStudio

Instagram: [@leatherdiystudio](https://www.instagram.com/leatherdiystudio)

Contact: Info@leatherdiypattern.com



© 2017-2022 Holly C | LeatherDIYStudio.com All Rights Reserved

The file contains copyrighted material.

You shall not share/resell/publish the content without permission.